

CFund – China Equity

Fund Monthly Report | January 2021

Important Note:

1. CFund - China Equity (the "Fund") invests in (a) stocks listed in China (including Hong Kong, Shanghai and/or Shenzhen) or (b) equity securities listed in Hong Kong of companies established in China or its principal business is located in China or its current majority of income or earnings derived from China. This may result in a higher volatility than a broad-based fund.
2. The value of the Fund may be more susceptible to adverse economic, political, policy, foreign exchange, liquidity, tax, legal or regulatory events affecting Hong Kong and China markets.
3. The Fund may invest in derivatives. The use of derivatives exposes the Fund to additional risks, including volatility risk, liquidity risk and counterparty/credit risk and credit risk regarding access product issuer.
4. The Fund may invest into other funds. There will be additional costs involved.
5. The Fund can invest in China A-shares through the Shanghai-Hong Kong Stock Connect and the Shenzhen-Hong Kong Stock Connect programme. These programmes are subject to regulatory risks and other risks such as quota limits, volatility risks and settlements risks.
6. The Fund does not apply any equalisation in the calculation of performance fee, therefore there may be circumstances where an investor may either be advantaged or disadvantaged as a result of the performance fee calculation methodology. Specifically, in the event of the Fund's outperformance, an investor may be subject to a performance fee regardless of whether a loss in investment capital has been suffered by the investor.
7. Investments involve risks. The Fund, like most funds, does not provide any guarantees. You have the opportunity to lose some or all of your investment. Investment decisions should not be made solely on the basis of this promotional material. Please refer to the explanatory memorandum for information before investing to understand the risk factors and other information. Past performance is not indicative of future performance. If you have any questions, please contact your financial advisor and seek professional advice.
8. The Manager currently intends to make quarterly dividend distribution for the A Units HKD (Dist) class at its discretion. Dividends may be paid out of capital or effectively out of capital of the relevant Class and may result in an immediate reduction of the Net Asset Value per Unit of the Fund.

Investment Objective and Strategy

The investment objective of the Fund is to provide long-term capital appreciation by primarily investing in listed equities with a China focus. There can be no assurance that the Fund will achieve its investment objective.

The Fund seeks to achieve its objective primarily through exposure to companies established in China or those which, whilst established outside China, derive a significant proportion of their revenue or profits from business related to China. The Fund makes investments into companies that, in the Manager's opinion, have been undervalued by the market. There is no restriction on market capitalizations or industries in relation to the equity securities in which the Fund may invest.

Under normal circumstances, the asset allocation strategy is that at least 70% of the Fund's Net Asset Value will be invested in stocks of companies established in China or those which, whilst established outside China, derive a significant proportion of their revenue or profits from business related to China (including but not limited to investment in depositary receipts such as American Depositary Receipts), and, subject to an overall upper limit on onshore PRC exposure of 20% of the Fund's Net Asset Value, up to 20% of the Fund's Net Asset Value will be invested directly or indirectly in stocks listed in Shanghai (including stocks listed on the Sci-Tech Innovation Board (the "STAR Board")) and/or Shenzhen (including stocks in the ChiNext market and/or stocks listed on the Small and Medium Enterprise Board (the "SME Board")).

Fund Information					
Investment Manager	Pickers Capital Management Limited				
Fund Size	HKD 868 million				
Subscription fee	Up to 5% of NAV	Management fee	1.50%	Performance fee	15% (High-water mark)
Redemption fee	Nil				
Dealing day	Daily				
Trustee	BOCI-Prudential Trustee Limited				
Classes	Current NAV/Unit	ISIN CODES	Bloomberg Codes		Launch Date
A Units HKD (Acc)	HKD 177.0827	HK0000483724	CFCHIEQ HK Equity		02/01/2019
A Units HKD (Dist)	HKD 139.7457	HK0000563889	CFCHEHI HK Equity		16/06/2020
A Units RMB (Acc)	RMB 120.4822	HK0000563897	CFCCECA HK Equity		30/09/2020
Classes	Estimated Annualized Yield^	Record Date			
A Units HKD (Dist)	4.0%	31/12/2020			



Each Fund Class Unit Performance

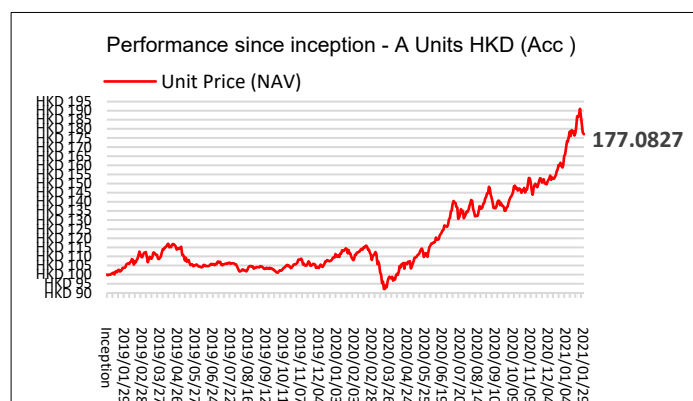
	A Units HKD (Acc)	A Units HKD (Dist)	A Units RMB (Acc)
Year-to-date	+6.61%	+5.23%	*
One month	+6.61%	+5.23%	*
Three months	+22.03%	+20.70%	*
One year	+64.01%	N/A	N/A
Total return since launch	+77.08%	+39.75%	*

*As per regulatory requirement, historical performance of the fund will be disclosed only after six months from its launch. To find out the latest fund price, please go to our website: www.pickerscapital.com

Fund Performance (Class A HKD (Acc) Units)

	Jan	Feb	Mar	Apr	May	Jun	Jul	Aug	Sep	Oct	Nov	Dec	YTD
2019	5.58%	3.72%	2.20%	2.03%	-8.52%	1.20%	-1.21%	-0.24%	-2.87%	4.87%	-2.29%	5.53%	9.43%
2020	-1.33%	0.02%	-8.48%	8.68%	4.97%	12.93%	6.44%	6.80%	-3.79%	4.21%	3.40%	10.70%	51.80%
2021	6.61%												6.61%

Performance Since Inception (Class A HKD (Acc) Units)

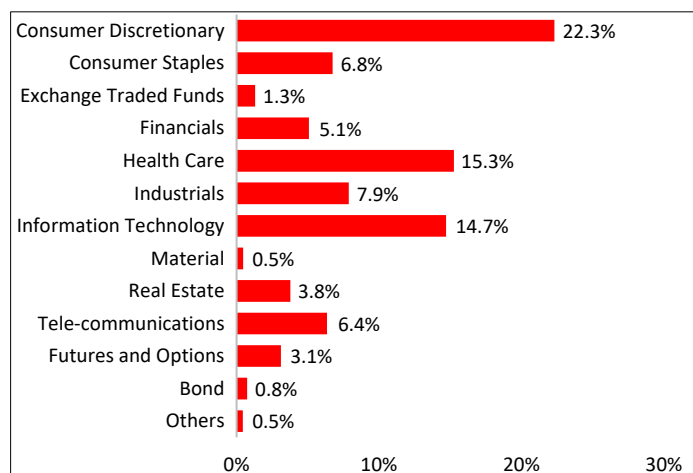


#Top 10 Stock Holdings

Top 10	Stock Name	%
1	TESLA INC	3.44%
2	WUXI BIOLOGICS CAYMAN INC	3.06%
3	MEITUAN-CLASS B	2.91%
4	TENCENT HOLDINGS LTD	2.79%
5	PINDUODUO INC-ADR	2.64%
6	NB: AMPEREX TECH (SZHK)	2.57%
7	HSBC HOLDINGS PLC	2.40%
8	S F HOLDING CO LTD-A (SZHK)	2.37%
9	NIO INC - ADR	2.34%
10	JD.COM ADR REP 2 CL A ORD	2.32%

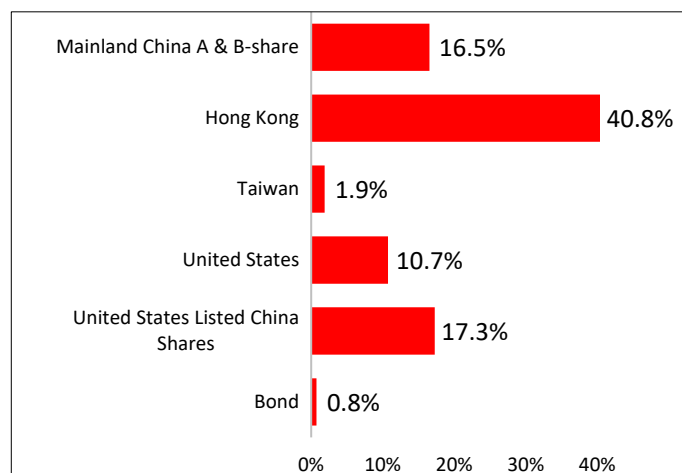
#Top 10 Holdings do not include ETF.

Industry Exposure¹



1. Industry Exposure excludes non-equity futures and options

Geographical Exposure by Listing²



2. Geographical Exposure excludes non-equity futures and options



Fund Manager's Comment

Global equity markets were off to a strong start in January on the back of vaccine optimism and more signs of reflation. In the US, the volatility spike fueled by retail investors appears to have subsided while in Hong Kong, strong Southbound flow continues to drive shares higher. At the time of writing, market breadth is positive, with cyclical commodity stocks performing alongside secular new economy stocks.

More and more data points are supporting the global reflation story, with price hikes across a number of industries from semiconductors to container shipping to petrochemicals. There is a common theme driving the price hikes: (1) a rebound in demand, (2) Covid-induced constraints/delays in supply, (3) a shift from “just in time” to “just in case” inventory building amid a fluid political and public health landscape. For now, the market is likely to favour upstream players, while awaiting more evidence on whether cost push inflation can be passed on further downstream and how that impacts end consumer demand.

All comments, opinions or estimates contained in this Fund Manager's Comment are entirely fund manager's judgement as of the date of this report and are subject to change without notice.

Top 10 Stock Holding, Industry Exposure and Geographical Exposure by Listing are calculated by NAV after performance fee accruals.

Futures and Equity swaps in Industry Exposure and Geographical Exposure are calculated by Notional Exposure.

^ Subject to the Manager's discretion, the dividends will be declared on a quarterly basis on such date which is the end of March, June, September and December of each year. Dividends can be paid out of capital or effectively out of capital of the relevant Class and may result in an immediate reduction of Net Asset Value per Unit of the Fund. There is no target level of dividend payout. Estimated annualized dividend (%) = (Dividend per unit x 4) / NAV on Record Date. The Dividends information is for reference only.

This material is issued by Pickers Capital Management Limited and has not been reviewed by the Securities and Futures Commission.

